


MP Series 32 ShortStop Circuit Breaker

Series 32 Features

- 3 - 50 Ampere Type I, II & III Circuit Breakers
- Auto, Modified & Manual Reset
- Ignition Protected
- Black Reset Button



Series 32 Technical Data

Rated Voltage	Type I & II - 14 VDC Type III - 28 VDC
Rated Current	3 to 50 Amperes
Interrupt Capacity	2500A @12 VDC
Dielectric Strength	1500VAC
Insulation Resistance	≥ 100Mohm, 500VDC
Reset Overload Capacity	6x rated current
Operating Temperature	-40 to +85°C
Terminations	#10-32 Thread Options

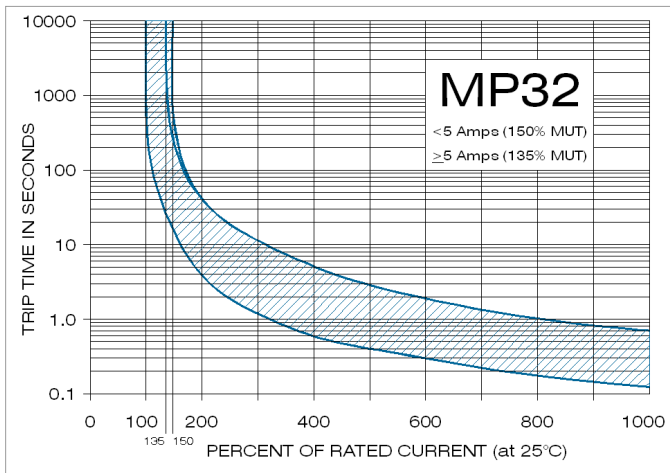
Series 32 Applications

Trucks, Buses, Emergency Vehicles, Con/Ag, Off-Road RV's, Motorhomes, Boats, Trolling Motors, DC Lawn Mowers, Battery Chargers, & Floor Cleaning Equipment

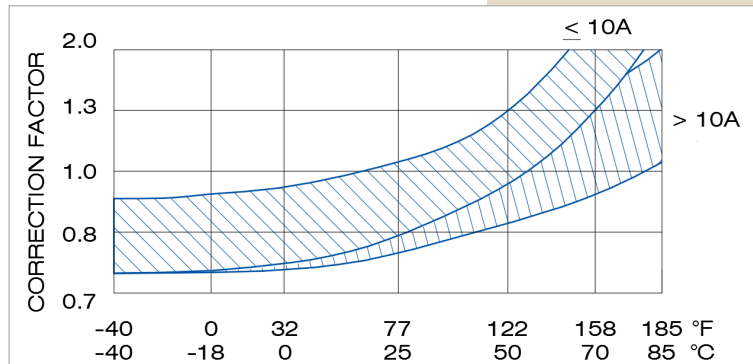
Series 32 Compliance

Complies with SAE Standard J553 & J1171 (Ignition Protected)
Ingress Protection: IP66 (Plastic, except terminations)
ROHS Compliant

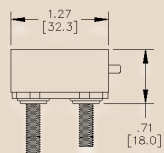
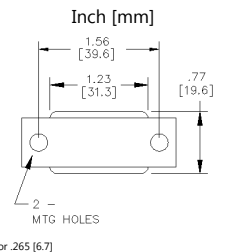
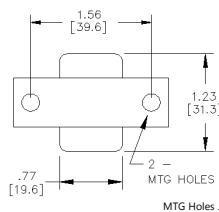
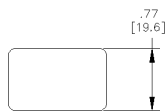
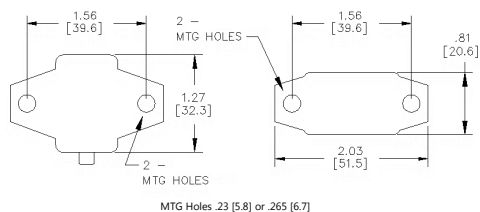
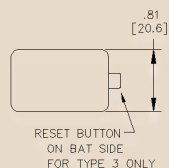
Series 32 Typical Trip Curve



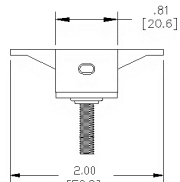
Ambient Temperature Correction



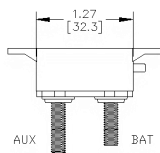
Series 32 Physical Configuration



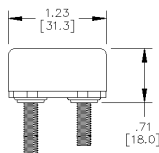
BRACKET 0



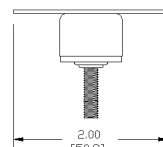
BRACKET 1



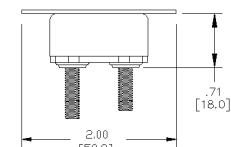
BRACKET 2



BRACKET 0



BRACKET 1

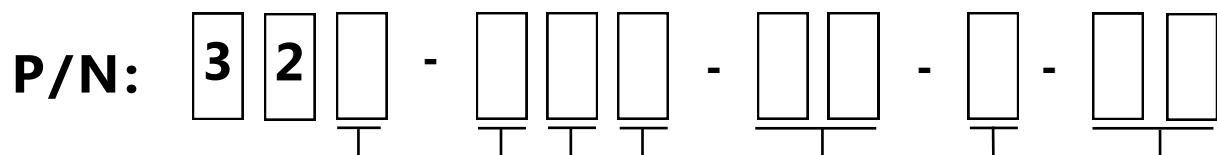


BRACKET 2

Type 1 & 3 - Plastic Cover

Type 1 & 2 - Metal Cover

Series 32 Part Numbering Guide



Type

- 1 = Type 1 (I), Auto-Reset, 14VDC
- 2 = Type 2 (II), Modified Reset, 14VDC
- 3 = Type 3 (III), Push to Reset, 28VDC

Amp Rating

03 to 50 = 3 to 50 Amps

Blank = No Color Code

Terminal Hardware

- 0 = None
- A = Two #10-32 KEPS Nuts, Assembled
- B = Two #10-32 KEPS Nuts, Bulk Packed

CC = Color Code between terminals

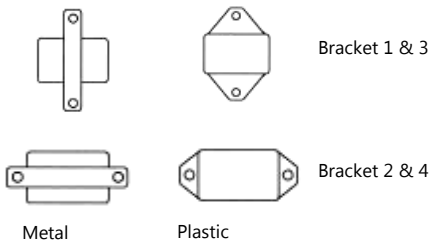
- Violet = 3 Amps
- Pink = 4 Amps
- Tan = 5 Amps
- Brown = 8 Amps
- Red = 10 Amps
- Blue = 15 Amps
- Yellow = 20 Amps
- Gray = 25 Amps
- Green = 30 Amps
- Brown = 35 Amps
- Orange = 40 Amps
- Red = 50 Amps

Terminal Studs

- A = Two #10-32 studs; Length .66 [16.8] AUX .56 [14.2] BAT
- B = Two #10-32 studs; Length .56 [14.2] AUX & BAT
- C = Two #10-32 studs; Length .66 [16.8] AUX & BAT

Bracket

- 0 = No Mounting Bracket
- 1 = Perpendicular, .23 Mtg Holes
- 2 = Parallel, .23 Mtg Holes
- 3 = Perpendicular, .265 Mtg Holes
- 4 = Parallel, .265 Mtg Holes




Cover Material

- M = Metal (Type 1 & 2 Only)
- P = Plastic (Type 1 & 3 Only)
- MS = Sealed Metal (Type 1 & 2 Only)
- PS = Sealed Plastic (Type 1)

Series 32 Protective Boot

P/N 32-BR = Boot, Red

P/N 32-BB = Boot, Black



⚠ WARNING: Cancer & Reproductive Harm – www.P65Warnings.Ca.Gov/

• For More Information visit www.mechprod.com/MP_Prop_65



Mechanical Products Company

1112 Garfield St. Lombard, IL 60148 helpme@mechprod.com phone 630 | 953 | 4100 fax 630 | 953 | 4110 www.mechprod.com

Specifications Subject to Change

QC-4013-F